

cimPUSH Full Port Ball Valve

cim820.1

Push Connection for Copper, PEX and CPVC

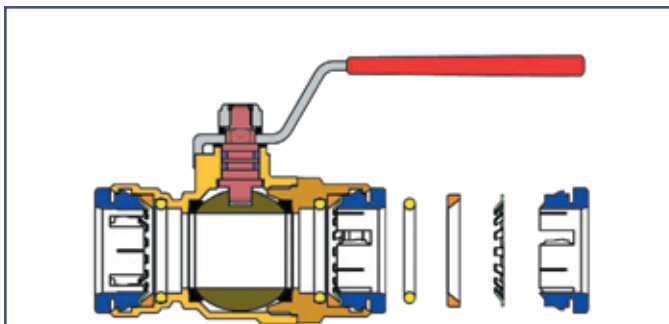


Applications:

The CIM 820.1 CimPUSH ball valve is manufactured in accordance with EN ISO 9001 and is designed with a push connection that allows for quick, permanent connections to copper tube, PEX pipe or CPVC pipe in any combination without the need for tools, clamps or solder. Applications include heating, potable water and sanitation systems for residential and commercial plumbing.

Features:

CimPUSH's push connection system allows for tool-free connections in both wet and dry conditions, making it ideal for repair jobs. CimPUSH ball valves are patent pending and feature a blowout proof stem and include free inserts for connection to PEX pipe.

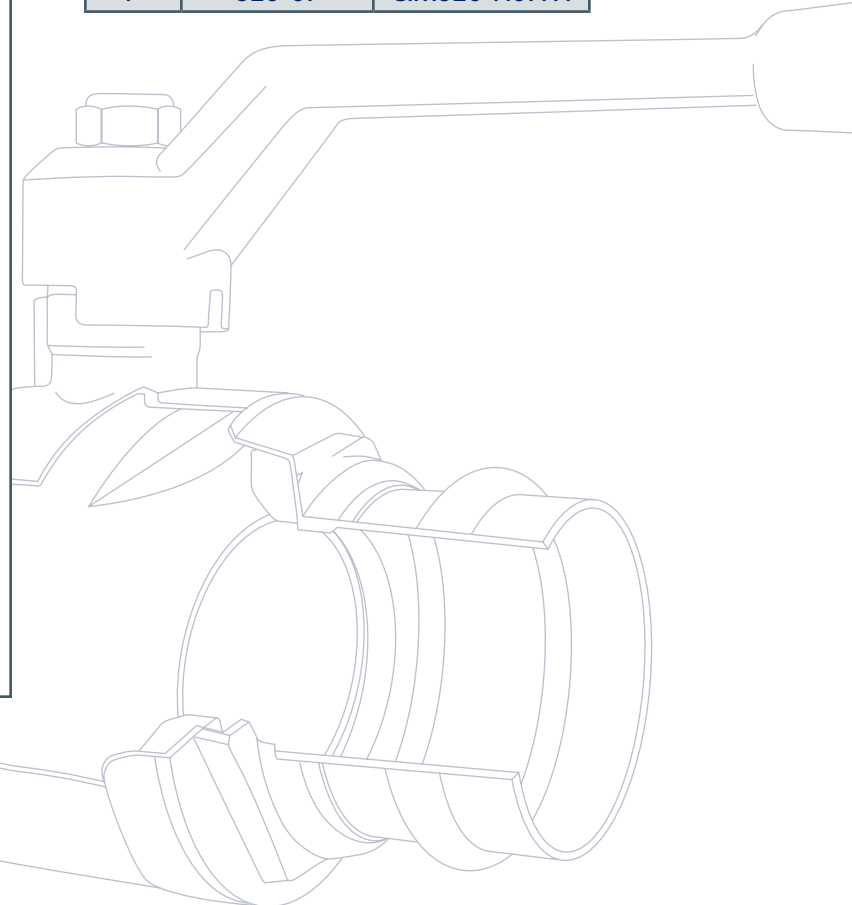


Size	Fast Order No.	Technical ID No.
1/2"	820-04	CIM820-N04FH
3/4"	820-06	CIM820-N06FH
1"	820-07	CIM820-N07FH

Materials:

- **Body:** Hot Forged Brass ASTM C37700
- **Adaptor:** Hot Forged Brass ASTM C37700
- **Ball:** Brass, Machined to a Micro-Smooth Finish, Hard Chromium Plated
- **Stem:** 36600 Bar Stock
- **Ball Seats:** Conical Rings in P.T.F.E.
- **Stem Seal:** Two O-Rings in NBR
- **O-Ring:** EPDM 70 Perox
- **Washer:** Nylon 6
- **Grip:** AISI 304 Steel
- **Ring:** Nylon 6
- **Nut:** Self-Locking Type, Steel ANSI C.1008
- **Handle:** Zinc Plated Steel with PVC Grip

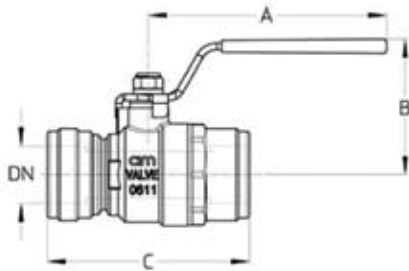
All Cimberio valves qualify for the American Recovery and Reinvestment Act and the Buy American Act.



cimPUSH Full Port Ball Valve

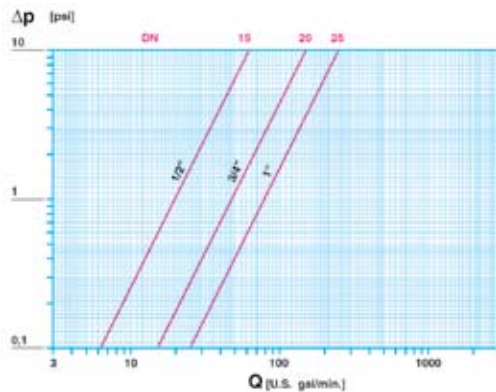
cim820.1

Push Connection for Copper, PEX and CPVC

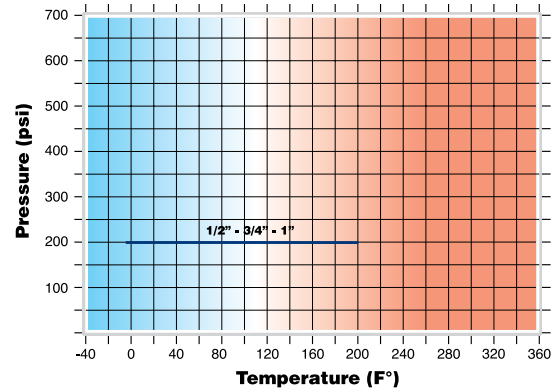


Size Port inch Port mm	1/2" 0.625" 16mm	3/4" 0.875" 22mm	1" 1.125" 28.5mm
A	3-9/16" 90mm	3-9/16" 90mm	4-5/16" 110mm
B	1-7/8" 47.5mm	2-1/16" 52mm	2-1/4" 56.5mm
C	2-11/16" 68mm	3-1/16" 77mm	3-5/8" 92mm
Pounds Grams	0.47 213	0.72 326	1.18 535
Required Pipe Insertion Depth	0.81" 20.5mm	0.91" 23.1mm	1.02" 25.9mm

FLOW AND PRESSURE DROP



PRESSURE/TEMPERATURE RATINGS



CV CM CS MT

CV: Capacity in "U.S. gal/min" at pressure drop of "1 PSI"

CM: Working Torque in "lb x in"

CS: Starting Torque in "lb x in"

MT: Torque Breaking Point on the Stem in "lb x in"

Element: Water - Temperature: 59.9° F

820.1	SIZE Ø mm Ø inch	1/2" 16 0.625	3/4" 22 0.875	1" 28.5 1.125
CV	gal/min	19.7	47.4	78.7
CM	N x m	3	5	6
	lb x in	27	44	53
CS	N x m	6	10	12
	lb x in	53	89	106
MT	N x m	10	24	24
	lb x in	89	213	213

Working Pressure: 200 PSI

Max. Operating Temperature: Working Limit for Fluids -4° F – 200° F

Test Pressures: According to ISO 5208

NOTE: CimPUSH valves should not be heated to over 250° F. You should not solder or braze within 12" of a CimPUSH valve. CimPUSH valves should not be installed within 18" of a hot water heater.

CimPUSH is approved for use on K, L, and M hard copper tubing, cross-linked polyethylene (PEX) pipe, and chlorinated polyvinyl chloride (CPVC) pipe. CimPUSH is not intended for use on soft copper tubing or polybutylene (PB) pipe.